

# HAMOTEC

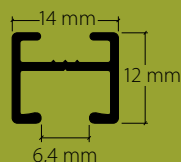
Curtain profile systems  
for visible installation indoors



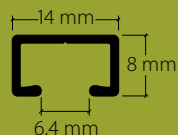


Profil.

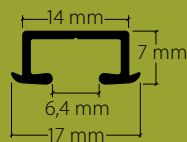
Curtain profile systems for visible installation indoors



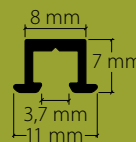
HM-100 «maxi»  
Seite / page 1



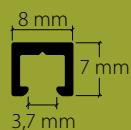
HM-101 VS57 «maxi»  
Seite / page 7



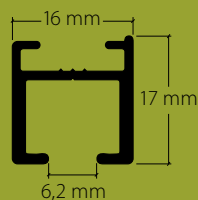
HM-102 VS57 «maxi»  
Seite / page 11



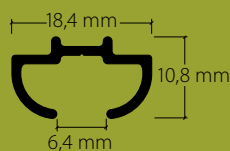
HM-104 «mini»  
Seite / page 15



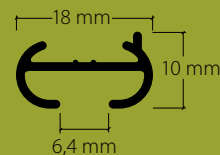
HM-109 «mini»  
Seite / page 17



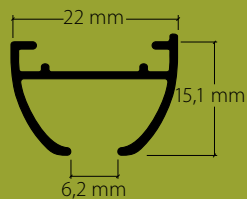
HM-200 «maxi»  
Seite / page 19



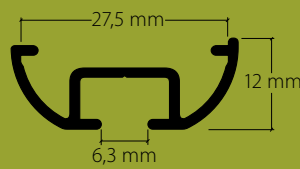
HM-202 «maxi»  
Seite / page 23



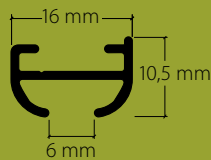
HM-207 «maxi»  
Seite / page 27



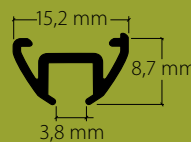
HM-210 «maxi»  
Seite / page 31



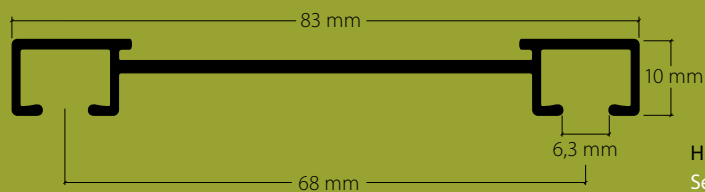
HM-212 «maxi»  
Seite / page 35



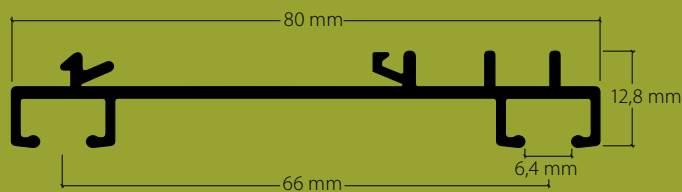
HM-220 «maxi»/«sixo»  
Seite / page 39



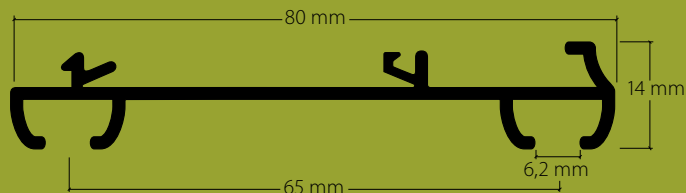
HM-260 «mini»  
Seite / page 43



HM-20208 «maxi»  
Seite / page 47



HM-20219 «maxi»  
Seite / page 51

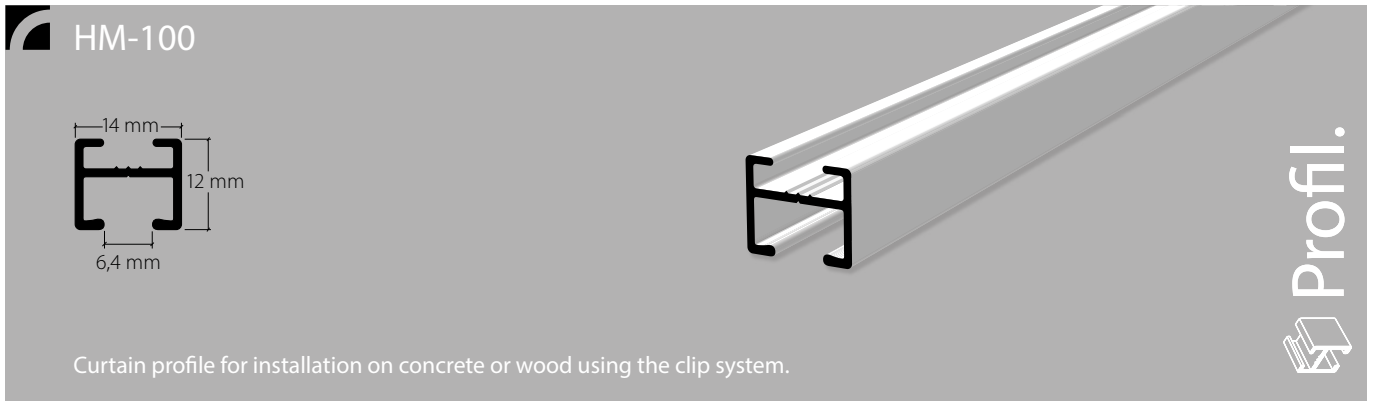


HM-20228 «maxi»  
Seite / page 55



Profil.

## Clip curtain profile with "maxi" channel, VS57 standard



Aluminium, natural anodised

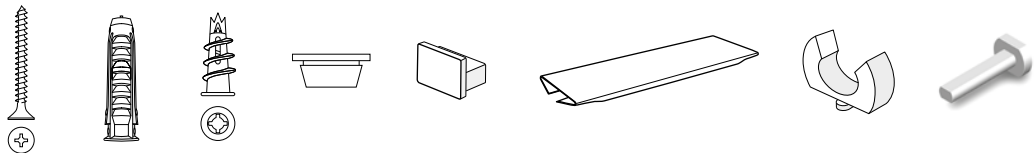
Aluminium, white, RAL 9016

Stock lengths of 6 m

### "maxi" accessories



### Installation accessories



### Services

Curved designs, cut to fixed dimensions including opening

### Bending service

Plan view (seen from above). State room side.

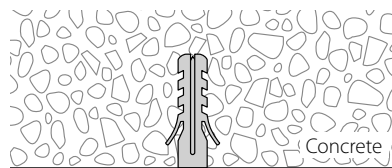


Radii: from 80 mm  
90° angle or angle of your choice

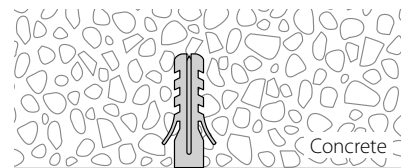


Non-standard radii and angles as per sketch

### Installation



Installation  
on concrete



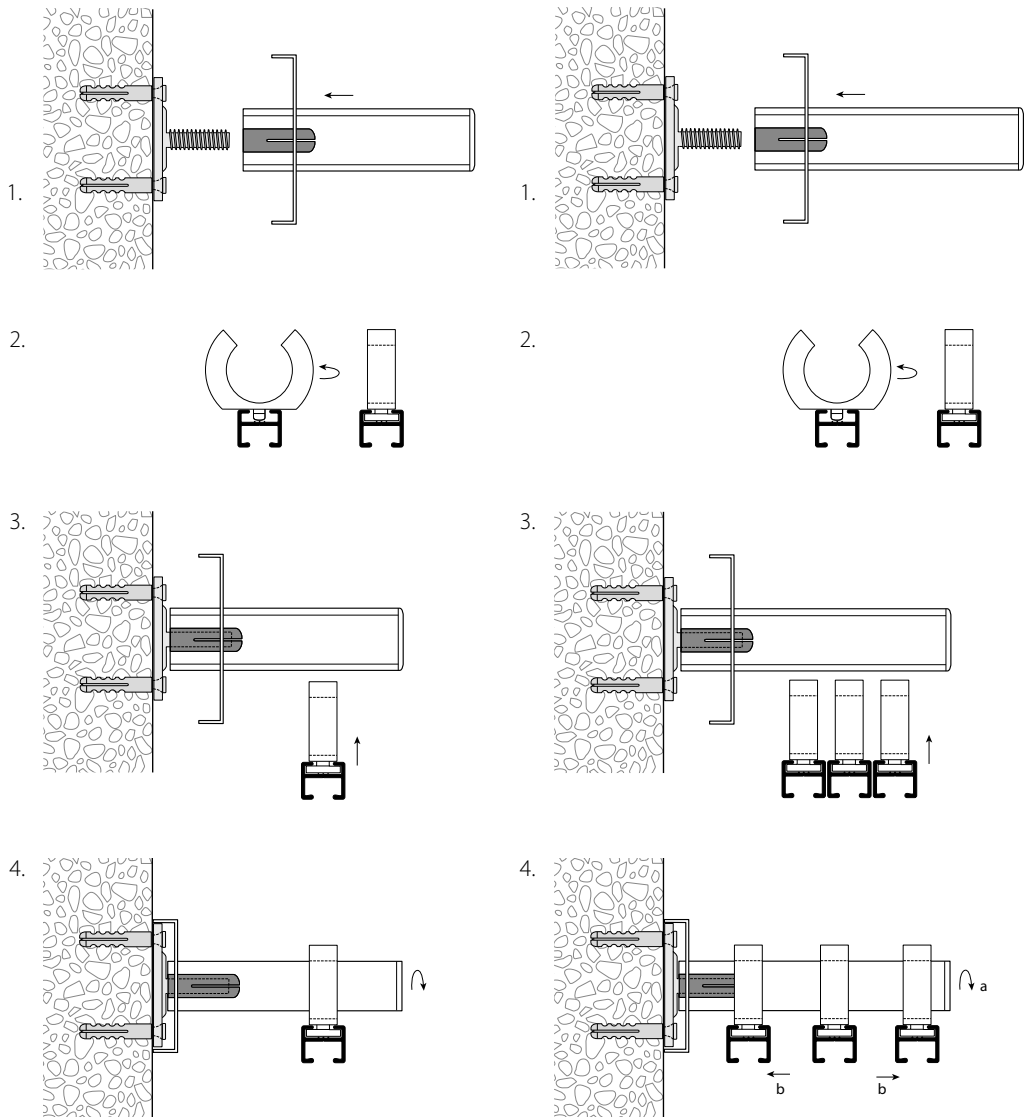
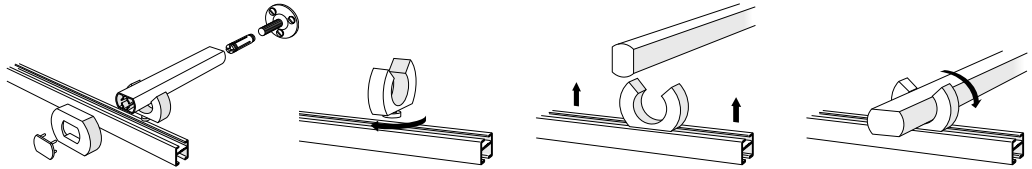
Installation on concrete/plasterboard

**Recommendation:**  
Install with SX5/5 x 30 mm dowels and SK 3.0 x 30 mm screws. Place installation clip every 30 cm.

Ceiling and wall installation with a Rail-Line bracket



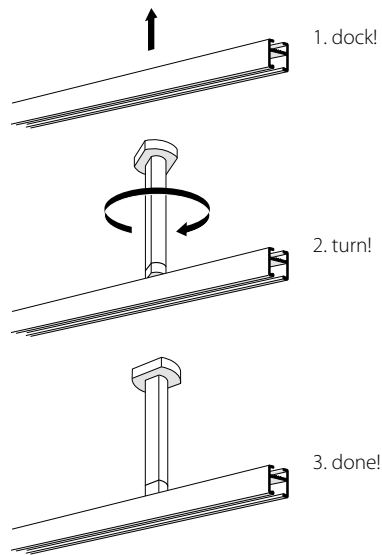
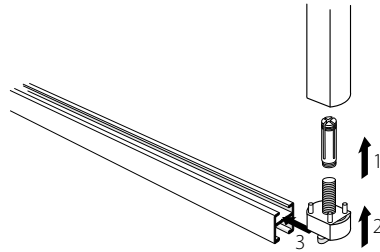
Recommendation:  
Position brackets every 30 cm.

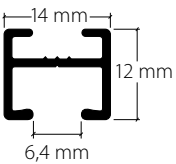




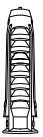




Ceiling installation with Rail-Line bracket



Recommendation:  
Position brackets every 30 cm.



	Article description	Order no.
	<p><b>"maxi" clip curtain profile</b></p> <p>Aluminium, natural anodised</p>	<p>100.10</p>
	<p>Aluminium, white, RAL 9016</p>	<p>100.20</p>
	<p>Stock lengths of 6 m</p>	<p>Made-to-measure + 20%</p>
	<p><b>Profile connector V10, spring steel</b></p>	<p>11000</p>
	<p><b>Side cap S100</b></p>	
	<p>Plastic, grey</p>	<p>11006.14</p>
	<p>Plastic, white</p>	<p>11006.20</p>
	<p><b>Ceiling clip, plastic, grey</b> for screws <math>\varnothing</math> 3.0 mm x ...</p>	<p>11005</p>
	<p><b>Dowel, plastic</b></p> <p>SX5 / 5 x 25 mm</p>	<p>55978</p>
	<p><b>Dry lining dowel 12 x 30 mm, plastic</b> for installation on plasterboard</p>	<p>55981</p>
	<p><b>Bracket-tube connector</b></p>	
	<p>Plastic, aluminium coloured</p>	<p>21415.10</p>
	<p>Plastic, white</p>	<p>21415.20</p>



	Article description	Order no.
--	---------------------	-----------



**Spacer**  
for ceiling bracket

Plastic, aluminium coloured 11010.10

Plastic, white 11010.20



**Rail-Line wall bracket, aluminium, undrilled**  
including bracket cap, wall cover, installation plate,  
brass sleeve, fully assembled

Projection up to

Matt aluminium	7 cm	21431.12
	10 cm	21432.12
	15 cm	21434.12
Aluminium, white	7 cm	21431.20
	10 cm	21432.20
	15 cm	21434.20

**Bending service**

**Plan view** (seen from above). State room side.



**Radii:** from 80 to 200 mm 95100.1

**Radii:** up to 500 mm 95100.2

**Radii:** up to 1000 mm 95100.3

90° angle or angle of your choice

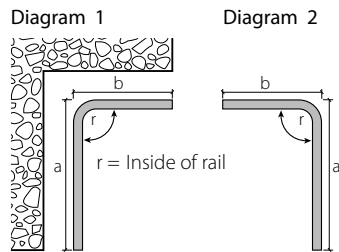
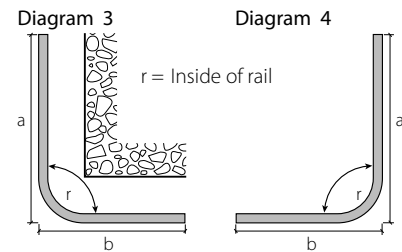
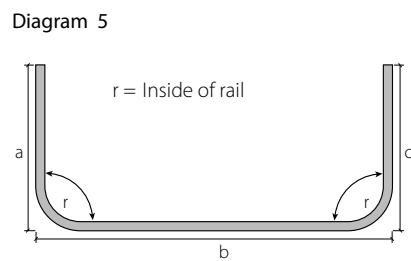
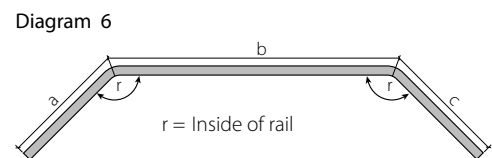


**Non-standard radii and angles as per sketch** 95100.4

## Plan view drawing

**Ordering information**

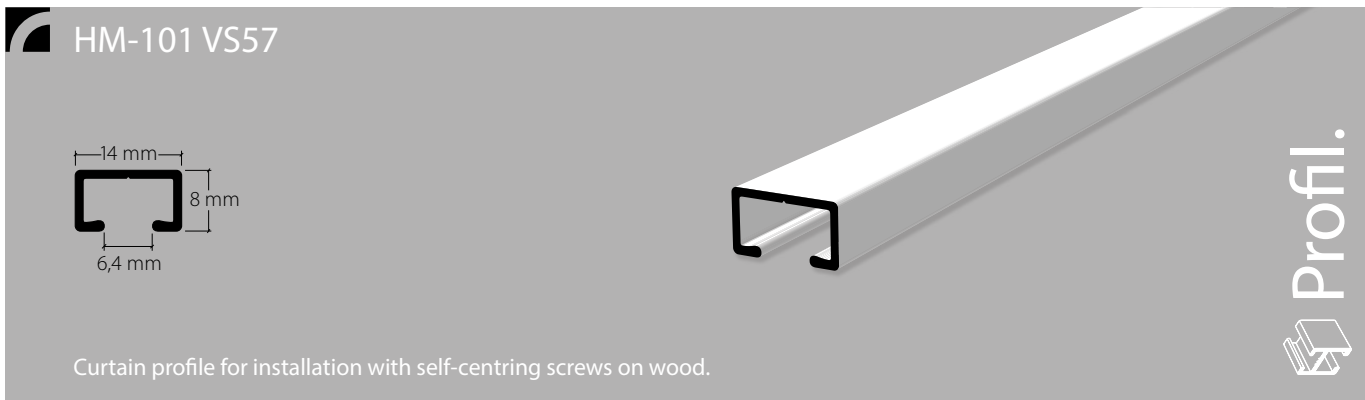
- The profile is always seen from above with the glide channel at the bottom
- With profiles with clamping bolt assembly, please state room side
- Radii are always understood as being from the inside of the profile
- Curved designs cannot be returned in the event of incorrect dimensions
- Special bends only with 1:1 template

**Dimensions: external and view from above****Dimensions: external and view from above****Dimensions: external and view from above**

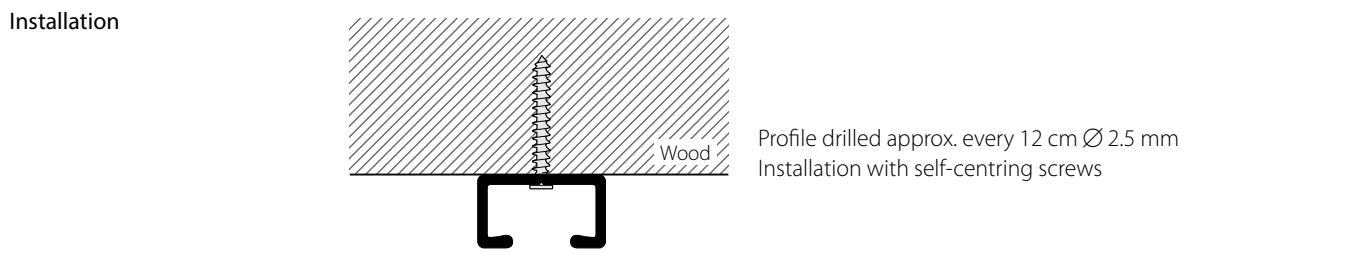
Dimension a: End of profile to centre of radius / bend  
 Dimension b: Centre of radius to centre of radius  
 Dimension c: Centre of radius to end of radius

**Dimensions: external and view from above**

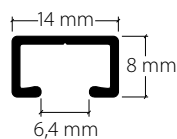
## Screw-on curtain profile with "maxi" channel, VS57 standard



	Aluminium, natural anodised	Aluminium, white, RAL 9016	Stock lengths of 6 m			
"maxi" accessories						
Installation accessories						
Services	Curved designs, cut to fixed dimensions including opening					
Bending service	Plan view (seen from above). State room side.					
	Radii: from 80 mm 90° angle or angle of your choice	Non-standard radii and angles as per sketch				



	Article description	Order no.
--	---------------------	-----------



### Screw-on "maxi" curtain profile

Aluminium, natural anodised, drilled approx. every 12 cm **101.10**

Aluminium, white, RAL 9016, drilled approx. every 12 cm **101.20**



Stock lengths of 6 m

Made-to-measure + 20%



### Profile connector V1, spring steel

bare **11001**

white **11001.20**



### Side cap S101

Plastic, grey **11007.14**

Plastic, white **11007.20**



### Self-centring screws, galvanised

12 mm **13001**

15 mm **13003**

18 mm **13005**

### Bending service

**Plan view** (seen from above). State room side.



**Radii:** from 80 to 200 mm

**95101.1**

**Radii:** up to 500 mm

**95101.2**

**Radii:** up to 1000 mm

**95101.3**

90° angle or angle of your choice



**Non-standard radii and angles as per sketch**

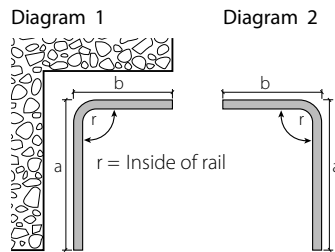
**95101.4**

Plan view drawing

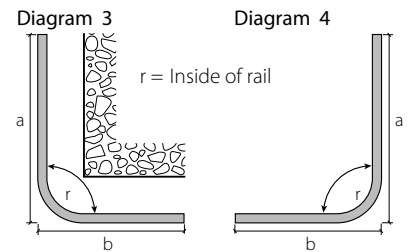


**Ordering information**

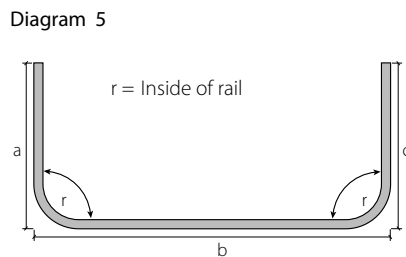
- The profile is always seen from above with the glide channel at the bottom
- With profiles with clamping bolt assembly, please state room side
- Radii are always understood as being from the inside of the profile
- Curved designs cannot be returned in the event of incorrect dimensions
- Special bends only with 1:1 template



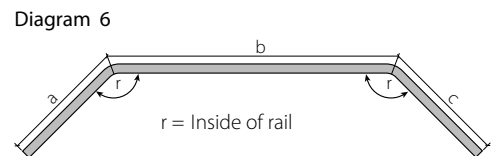
**Dimensions: external and view from above**



**Dimensions: external and view from above**



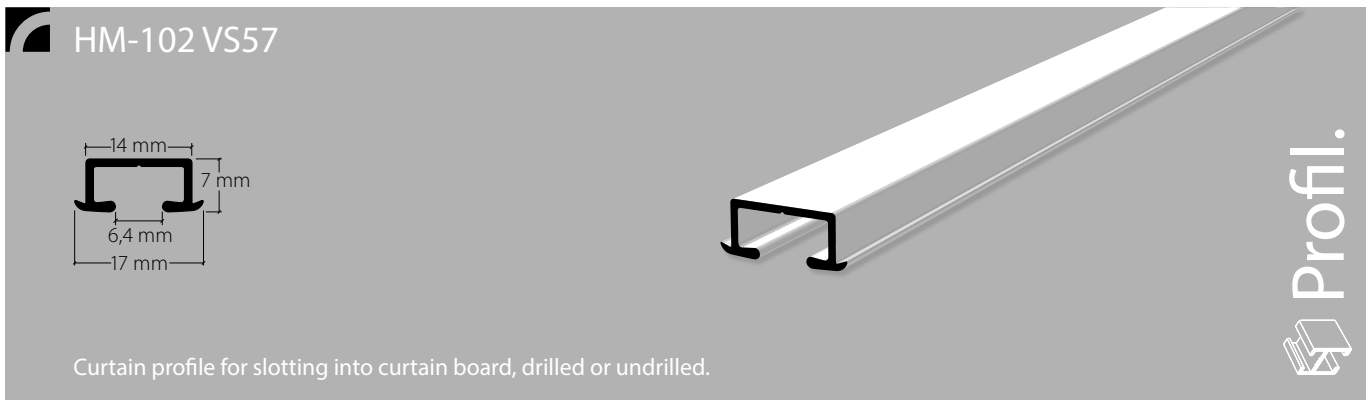
**Dimensions: external and view from above**



Dimension a: End of profile to centre of radius/bend  
 Dimension b: Centre of radius to centre of radius  
 Dimension c: Centre of radius to end of radius  
**Dimensions: external and view from above**



## Slot curtain profile with "maxi" channel, VS57 standard



Curtain profile for slotting into curtain board, drilled or undrilled.



Aluminium, natural anodised

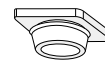
Aluminium, brown anodised

Aluminium, white, RAL 9016

Aluminium, gold anodised

Stock lengths of 6 m

"maxi" accessories



Installation accessories



Services

Curved designs, cut to fixed dimensions including opening

Bending service

Plan view (seen from above). State room side.


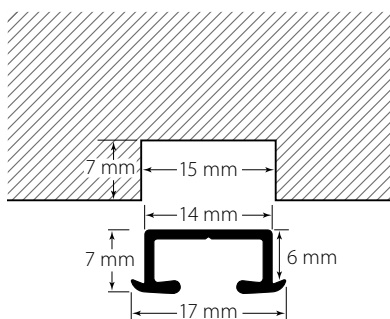


Radii: from 80 mm  
90° angle or angle of your choice



Non-standard radii and angles as per sketch

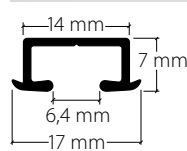




Installation





Profile drilled approx. every 12 cm Ø 2.5 mm  
Installation with self-centring screws

Recommendation:

A 1:1 template is beneficial and helpful for the manufacture of curved designs.

	Article description	Order no.
	<b>"maxi" slot curtain profile</b> Aluminium, natural anodised, <b>undrilled</b>	102.10.UG
	Aluminium, white, RAL 9016, <b>undrilled</b>	102.20.UG
	Aluminium, natural anodised, <b>drilled</b>	102.10
	Aluminium, white, RAL 9016, <b>drilled</b>	102.20
	Aluminium, brown anodised, <b>drilled</b>	102.30
	Aluminium, gold anodised, <b>drilled</b>	102.40
	Stock lengths of 6 m	Made-to-measure + 20%
	<b>Profile connector V2, spring steel</b>  bare  white	11002  11002.20
	<b>Cover strip, white plastic</b> 25 m rolls	11009.20
	<b>Self-centring screws, galvanised</b>  12 mm  15 mm  18 mm	13001  13003  13005

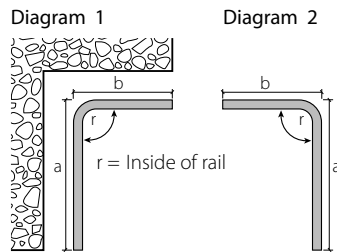
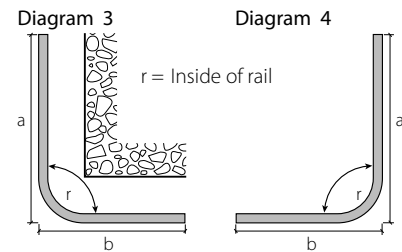
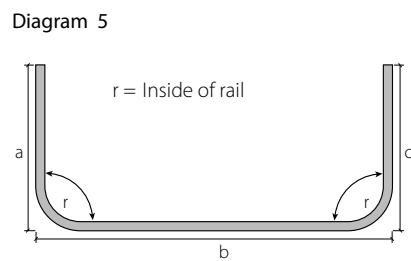
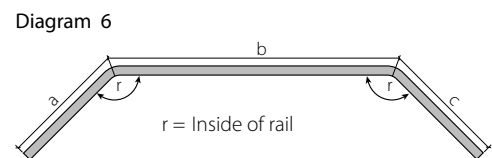


	Article description	Order no.
<b>Bending service</b>	<b>Plan view</b> (seen from above). State room side.	
	 <b>Radii:</b> from 80 to 200 mm	95102.1
	<b>Radii:</b> up to 500 mm	95102.2
	<b>Radii:</b> up to 1000 mm	95102.3
	90° angle or angle of your choice	
	 <b>Non-standard radii and angles as per sketch</b>	95102.4

## Plan view drawing

**Ordering information**


- The profile is always seen from above with the glide channel at the bottom
- With profiles with clamping bolt assembly, please state room side
- Radii are always understood as being from the inside of the profile
- Curved designs cannot be returned in the event of incorrect dimensions
- Special bends only with 1:1 template

**Dimensions: external and view from above****Dimensions: external and view from above****Dimensions: external and view from above**

Dimension a: End of profile to centre of radius / bend  
 Dimension b: Centre of radius to centre of radius  
 Dimension c: Centre of radius to end of radius

**Dimensions: external and view from above**

## Piccolo slot curtain profile with "mini" channel

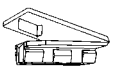


Aluminium, natural anodised

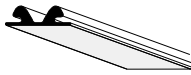
Aluminium, white, RAL 9016

Stock lengths of 6 m

"mini" accessories



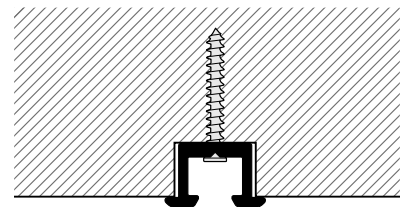
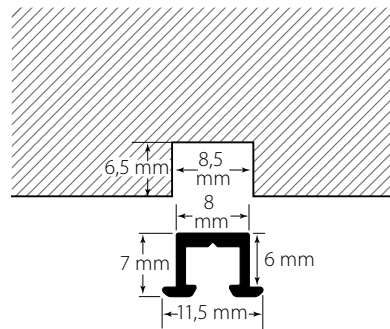
Installation accessories



Services

Made-to-measure including opening

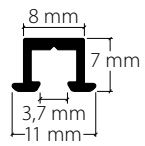
Installation



Profile drilled approx. every 12 cm Ø 2.5 mm  
Installation with self-centring screws

Article description

Order no.

**"mini" slot curtain profile**

Aluminium, natural anodised, drilled

Aluminium, white, RAL 9016, drilled



Stock lengths of 6 m

Made-to-measure + 20%

**Plaster protection strip, plastic, white**

50 m rolls

**Self-centring screws, galvanised**

12 mm

15 mm

18 mm

## Piccolo screw-on curtain profile with "mini" channel

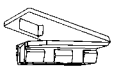


Aluminium, natural anodised

Aluminium, white, RAL 9016

Stock lengths of 6 m

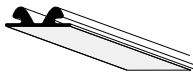
"mini" accessories



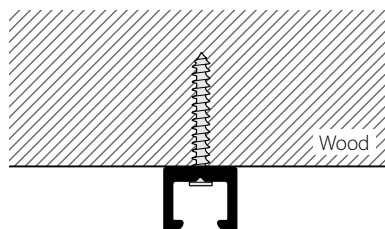
Services

Made-to-measure including opening

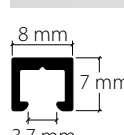

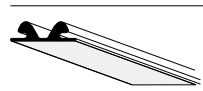

Installation accessories



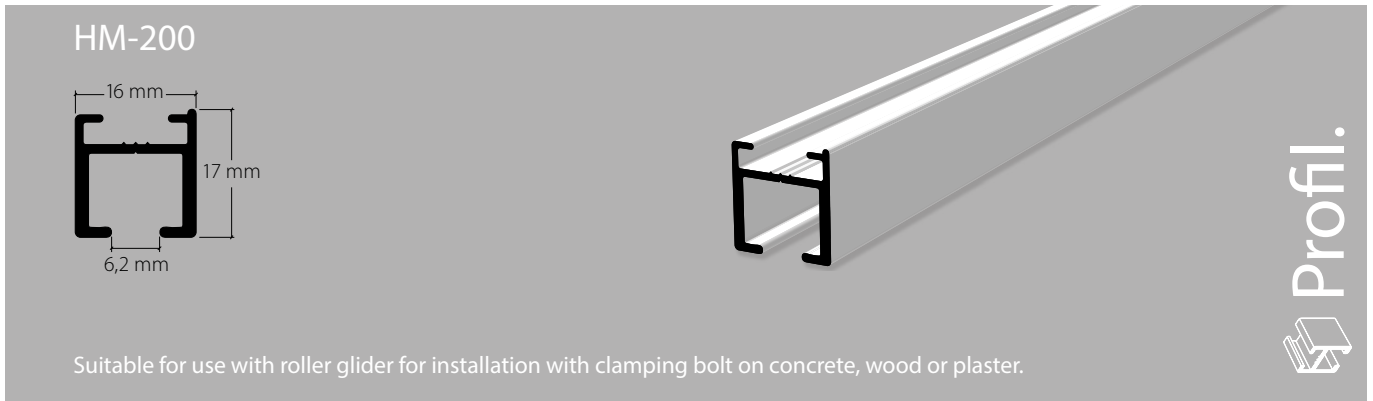
Installation



Profile drilled approx. every 12 cm  $\varnothing$  2.5 mm  
Installation with self-centring pins

	Article description	Order no.
	<p><b>“mini” screw-on curtain profile</b></p> <p>Aluminium, natural anodised, drilled</p> <p>Aluminium, white, RAL 9016, drilled</p>	<p>109.10</p> <p>109.20</p>
	Stock lengths of 6 m	Made-to-measure + 20%
	<p><b>Plaster protection strip, plastic, white</b></p> <p>50 m rolls</p>	21054.20
	<p><b>Self-centring screws, galvanised</b></p> <p>12 mm</p> <p>15 mm</p> <p>18 mm</p>	<p>13001</p> <p>13003</p> <p>13005</p>

## Curtain profile with "maxi" channel, VS57 standard



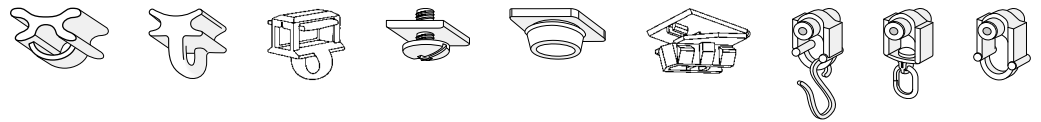
Aluminium, grey, RAL 7038

Aluminium, white, RAL 9016

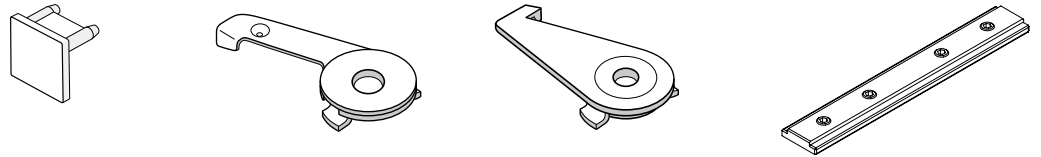
Stock lengths of 4 m and 6 m

Aluminium, natural anodised

"maxi" accessories



Installation accessories



Services

Made-to-measure including opening

Bending service

Plan view (seen from above). State room side.

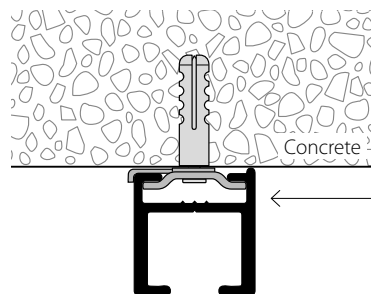


Radii: from 120 mm  
90° angle or angle of your choice



Non-standard radii and angles as per sketch

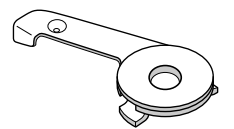
Installation



Caution: pay attention to profile position

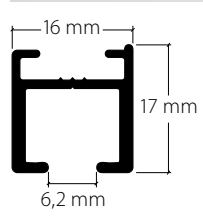

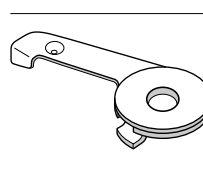
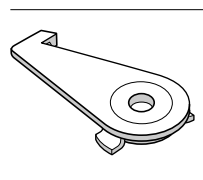
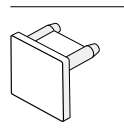
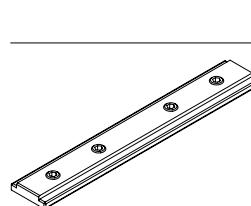
Room side

Fixings approx. every 30-40 cm

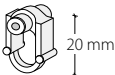
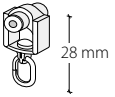



Installation of clamping bolt with washer

Ceiling installation with clamping bolt

	Article description	Order no.	Net price CHF Prix net CHF
	<b>"maxi" curtain profile, VS57 standard</b> suitable for use with roller glider		
	Aluminium, natural anodised	200.10	
	Aluminium, grey, RAL 7038	200.11	
	Aluminium, white, RAL 9016	200.20	
	Stock lengths of 4 m and 6 m	Made-to-measure + 20%	
	Installation of clamping bolt, metal	11071	
	Installation of clamping bolt, white plastic	11073	
	Side cap S200		
	Plastic, silver-coloured	11029.10	
	Plastic, grey	11029.14	
	Plastic, white	11029.20	
	Profile connector V200, plastic	11079	



	Article description	Order no.
	<b>Eyelet roller</b> with shaft	<b>25287</b>
	<b>Eyelet roller</b> with rotatable eyelet	<b>25288</b>
	<b>Eyelet roller</b> with hook	<b>25289</b>

**Bending service**

Plan view (seen from above). State room side.



Radii: from 120 to 200 mm

95200.1

Radii: up to 500 mm

95200.2

Radii: up to 1000 mm

95200.3

90° angle or angle of your choice



Non-standard radii and angles as per sketch

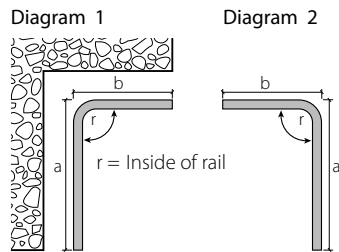
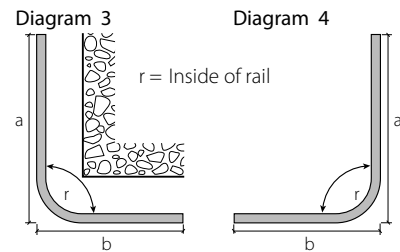
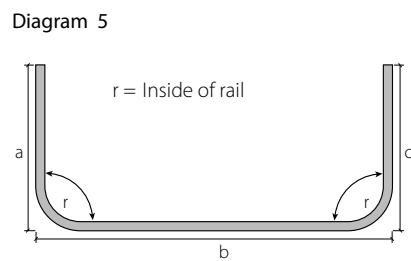
95200.4

Price - T&amp;M basis

## Plan view drawing

**Ordering information**

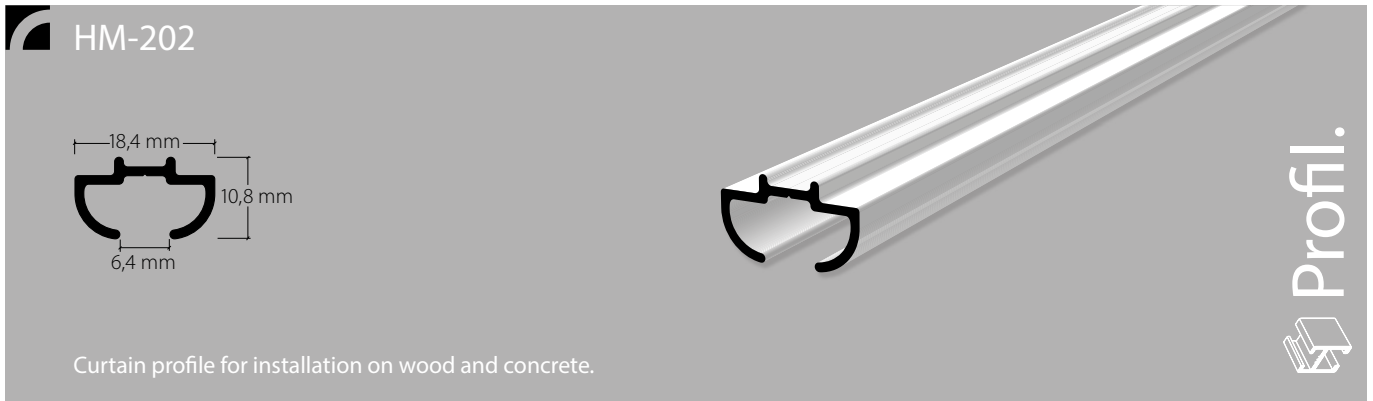
- The profile is always seen from above with the glide channel at the bottom
- With profiles with clamping bolt assembly, please state room side
- Radii are always understood as being from the inside of the profile
- Curved designs cannot be returned in the event of incorrect dimensions
- Special bends only with 1:1 template

**Dimensions: external and view from above****Dimensions: external and view from above****Dimensions: external and view from above**

Dimension a: End of profile to centre of radius / bend  
 Dimension b: Centre of radius to centre of radius  
 Dimension c: Centre of radius to end of radius

**Dimensions: external and view from above**

## Decorative rod curtain profile with "maxi" channel, VS57 standard



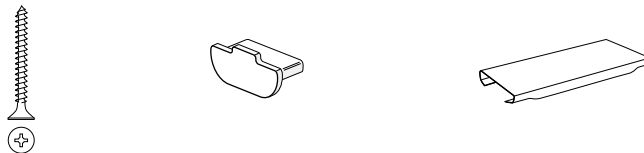
Aluminium, white, RAL 9016

Stock lengths of 6 m

"maxi" accessories



Installation accessories



Services

Curved designs, cut to fixed dimensions including opening


Bending service

Plan view (seen from above). State room side.

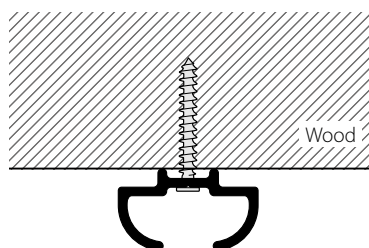


Radius: 100 mm  
90° angle or angle of your choice

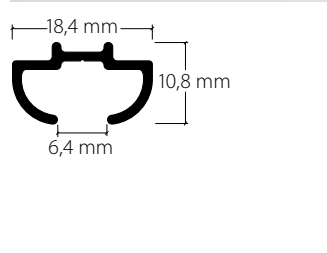

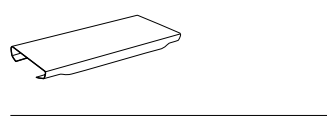

Installation



Profile drilled approx. every 12 cm  $\varnothing$  2.5 mm  
for SK 3 x 30 mm screws



Profile drilled approx. every 12 cm  $\varnothing$  2.5 mm  
for SK 3 x 30 mm screws

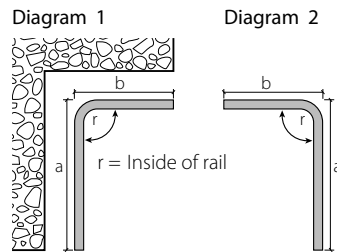
	Article description	Order no.
	<p><b>"maxi" decorative rod curtain profile</b></p> <p>Aluminium, white, RAL 9016, drilled for SK 3 x 30 mm screws</p>	<p>202.20</p>
	<p>Stock lengths of 6 m</p>	<p>Made-to-measure + 20%</p>
	<p><b>Profile connector V202, spring steel</b></p>	<p>11004</p>
	<p><b>Side cap S202, white plastic</b></p>	<p>11070.20</p>
<p><b>Bending service</b></p>	<p><b>Plan view</b> (seen from above). State room side.</p>	<p>95202.1</p>
	<p><b>Radius:</b> 100 mm 90° angle or angle of your choice</p>	

Plan view drawing

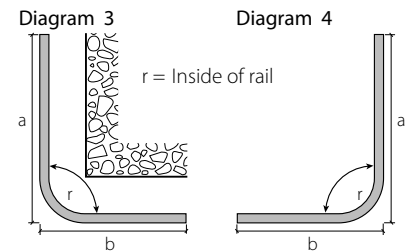


**Ordering information**

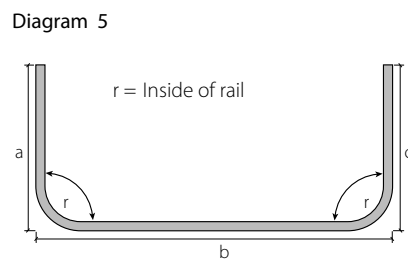
- The profile is always seen from above with the glide channel at the bottom
- With profiles with clamping bolt assembly, please state room side
- Radii are always understood as being from the inside of the profile
- Curved designs cannot be returned in the event of incorrect dimensions
- Special bends only with 1:1 template



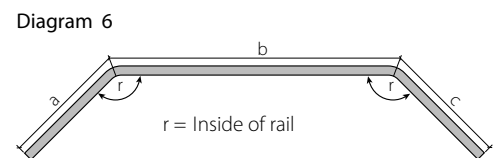
**Dimensions: external and view from above**



**Dimensions: external and view from above**



**Dimensions: external and view from above**






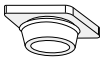
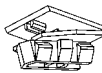


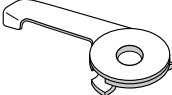
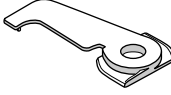





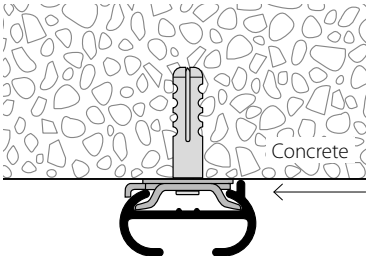
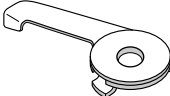
Dimension a: End of profile to centre of radius/ bend  
 Dimension b: Centre of radius to centre of radius  
 Dimension c: Centre of radius to end of radius  
**Dimensions: external and view from above**

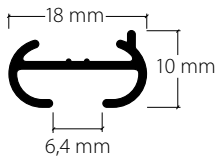

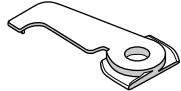
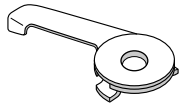
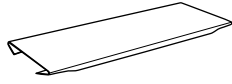





## Curtain profile with "maxi" channel, VS57 standard



	Aluminium, natural anodised	Aluminium, white, RAL 9016	Stock lengths of 6 m			
"maxi" accessories						
Installation accessories						
Services	Curved designs, cut to fixed dimensions including opening					
Bending service	Plan view (seen from above). State room side.					
	 Radii: from 80 mm 90° angle or angle of your choice					 Non-standard radii and angles as per sketch

Installation		Caution: pay attention to profile position	
		Room side	Installation of clamping bolt
		Fixings approx. every 30-40 cm	

	Article description	Order no.
	<b>"maxi" curtain profile, VS57 standard</b> Aluminium, natural anodised	207.10
	Aluminium, white, RAL 9016	207.20
	Stock lengths of 6 m	Made-to-measure + 20%
	Installation of clamping bolt, white plastic	11038
	Installation of metal clamping bolt, including washer	11040
	Profile connector V207, galvanised steel	11077
	Side cap S207	
	Plastic, grey	11027.14
	Plastic, white	11027.20
<b>Bending service</b>	<b>Plan view</b> (seen from above). State room side.	
	Radii: from 80 to 200 mm	95207.1
	Radii: up to 500 mm	95207.2
	Radii: up to 1000 mm	95207.3
	90° angle or angle of your choice	
	Non-standard radii and angles as per sketch	95207.4
		Price - T&M basis

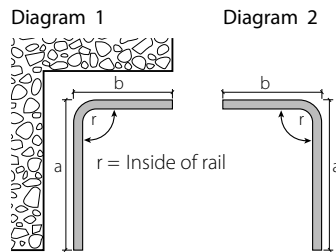


Plan view drawing

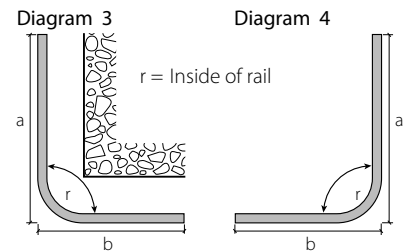


**Ordering information**

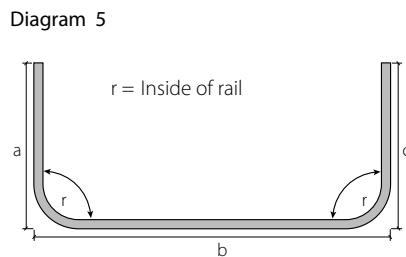
- The profile is always seen from above with the glide channel at the bottom
- With profiles with clamping bolt assembly, please state room side
- Radii are always understood as being from the inside of the profile
- Curved designs cannot be returned in the event of incorrect dimensions
- Special bends only with 1:1 template



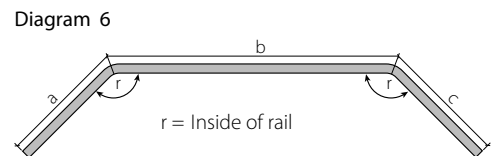
**Dimensions: external and view from above**



**Dimensions: external and view from above**



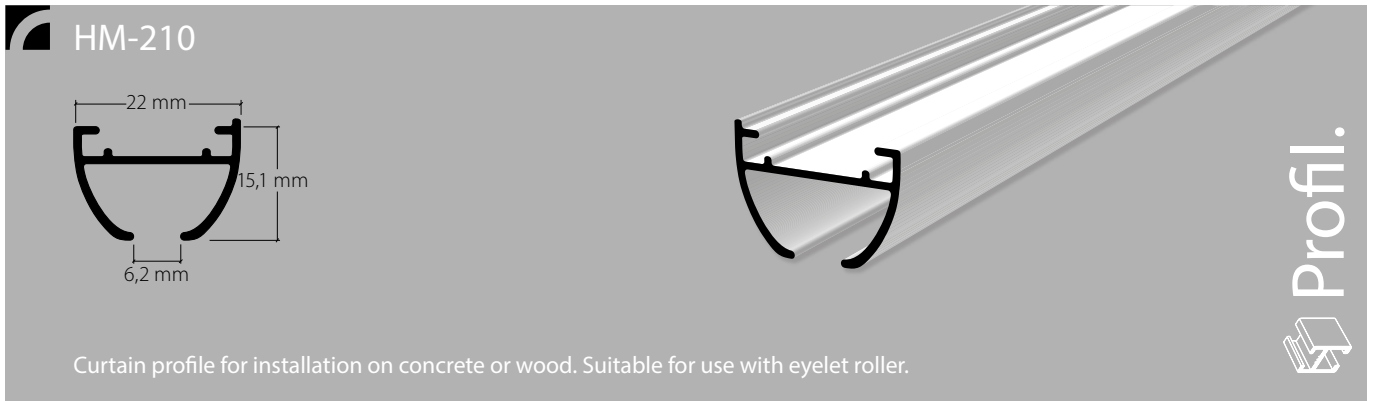
**Dimensions: external and view from above**



Dimension a: End of profile to centre of radius/bend  
 Dimension b: Centre of radius to centre of radius  
 Dimension c: Centre of radius to end of radius  
**Dimensions: external and view from above**



## Curtain profile with "maxi" channel, VS57 standard

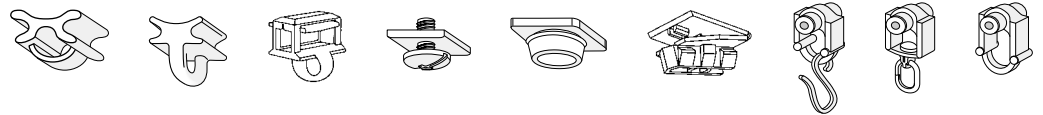


Aluminium, natural anodised

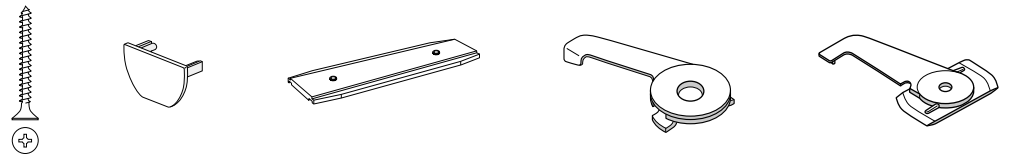
Aluminium, white, RAL 9016

Stock lengths of 6 m

"maxi" accessories



Installation accessories



Services

Curved designs, cut to fixed dimensions including opening

Bending service

Plan view (seen from above). State room side.

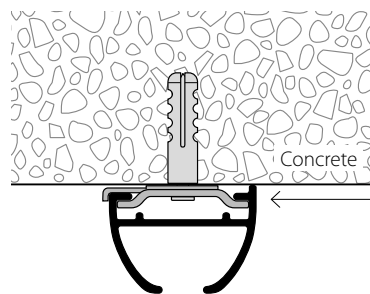


Radii: from 150 mm  
90° angle or angle of your choice



Non-standard radii and angles as per sketch

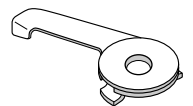
Installation



Caution: pay attention to profile position

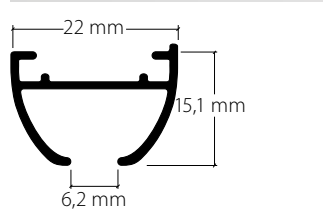

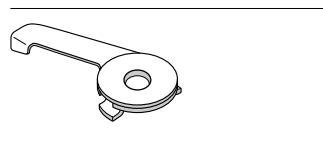
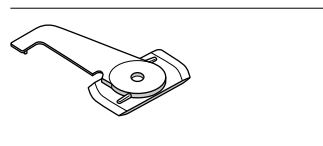
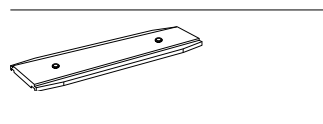
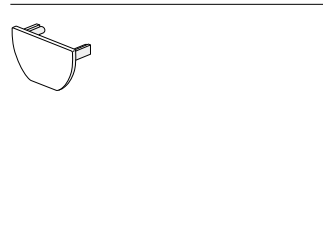



Room side



Fixings approx. every 30-40 cm



Installation of clamping bolt with washer

Ceiling installation with clamping bolt

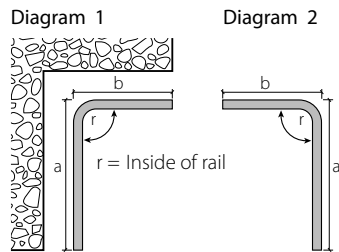
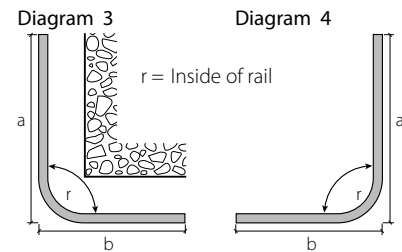
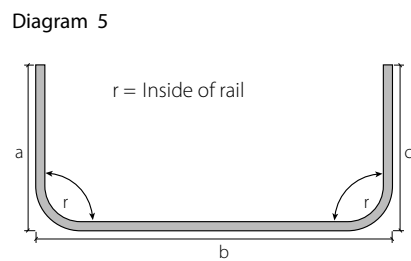
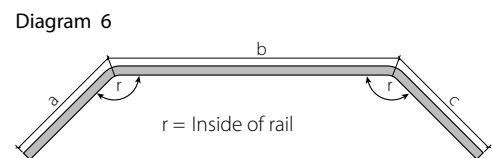
	Article description	Order no.
	<b>"maxi" curtain profile</b> Aluminium, natural anodised	<b>210.10</b>
	Aluminium, white, RAL 9016	<b>210.20</b>
	Stock lengths of 6 m	Made-to-measure + 20%
	<b>Installation of SP210 clamping bolt, metal</b>	<b>11030</b>
	<b>Installation of SP210K clamping bolt, white plastic</b>	<b>11013</b>
	<b>Profile connector V210, plastic</b>	<b>11066</b>
	<b>Side cap S210</b>  Plastic, grey  Plastic, white	<b>22284.14</b>  <b>22284.20</b>
	<b>Eyelet roller with shaft</b>	<b>25287</b>  100 pc. 500 pc.
	<b>Eyelet roller with rotatable eyelet</b>	<b>25288</b>  100 pc. 500 pc.
	<b>Eyelet roller with hook</b>	<b>25289</b>  100 pc. 500 pc.

	Article description	Order no.	
<b>Bending service</b>	<b>Plan view</b> (seen from above). State room side.		
	 <b>Radii:</b> from 150 to 200 mm	95210.1	
	<b>Radii:</b> up to 500 mm	95210.2	
	<b>Radii:</b> up to 1000 mm	95210.3	
	90° angle or angle of your choice		
	 <b>Non-standard radii and angles as per sketch</b>	95210.4	Price - T&M basis

## Plan view drawing

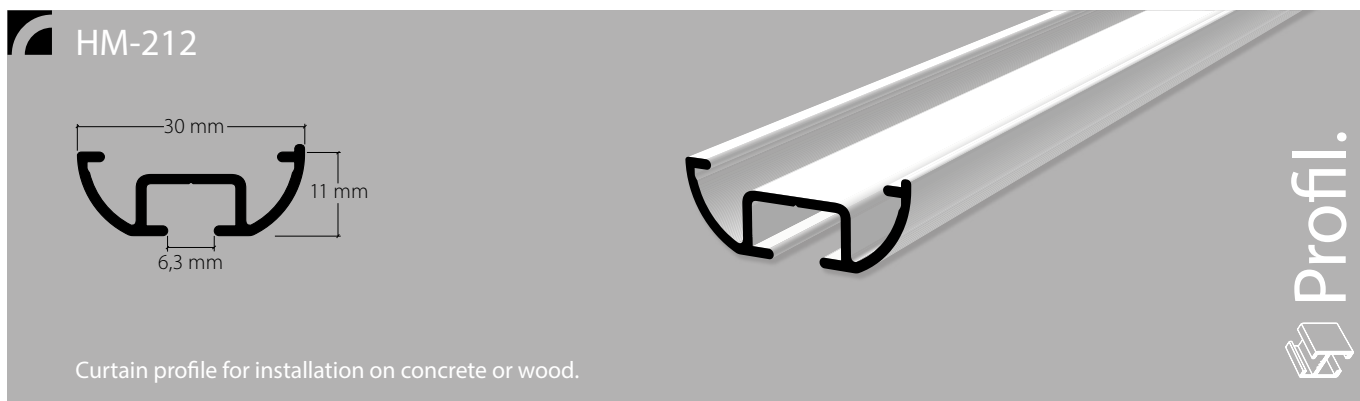
**Ordering information**

- The profile is always seen from above with the glide channel at the bottom
- With profiles with clamping bolt assembly, please state room side
- Radii are always understood as being from the inside of the profile
- Curved designs cannot be returned in the event of incorrect dimensions
- Special bends only with 1:1 template

**Dimensions: external and view from above****Dimensions: external and view from above****Dimensions: external and view from above**

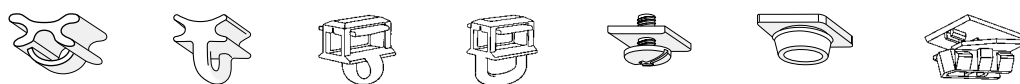
Dimension a: End of profile to centre of radius / bend  
 Dimension b: Centre of radius to centre of radius  
 Dimension c: Centre of radius to end of radius  
**Dimensions: external and view from above**

## Curtain profile with "maxi" channel, VS57 standard



**i** Aluminium, natural anodised      Aluminium, white, RAL 9016      Stock lengths of 6 m

**"maxi" accessories**



**Installation accessories**



**Services**

Curved designs, cut to fixed dimensions including opening

**Bending service**

**Plan view** (seen from above). State room side.




Radii: from 150 mm  
90° angle or angle of your choice



Non-standard radii and angles as per sketch

**Installation**

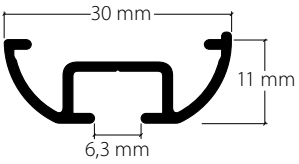


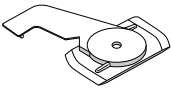






Caution: pay attention to profile position

Room side

Fixings approx. every 40-50 cm

Ceiling installation

	Article description	Order no.
	<b>"maxi" curtain profile, VS57 standard</b> Aluminium, natural anodised	212.10
	Aluminium, white, RAL 9016	212.20
	Stock lengths of 6 m	Made-to-measure + 20%
	<b>Installation of clamping bolt, metal</b> including washer	11012
	<b>Installation of clamping bolt</b> Plastic, white	11019
	<b>Profile connector V1, spring steel</b> bare	11001
	white	11001.20
	<b>Side cap S212</b> Plastic, grey	11015.14
	Plastic, white	11015.20
<b>Bending service</b>	<b>Plan view</b> (seen from above). State room side.	
	Radii: from 150 to 200 mm	95212.1
	Radii: up to 500 mm	95212.2
	Radii: up to 1000 mm	95212.3
	90° angle or angle of your choice	
	Non-standard radii and angles as per sketch	95212.4
		Price - T&M basis

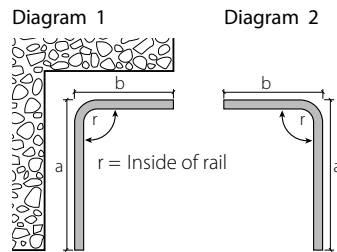


Plan view drawing

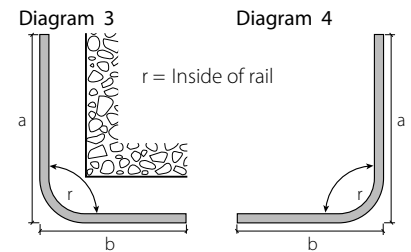


**Ordering information**

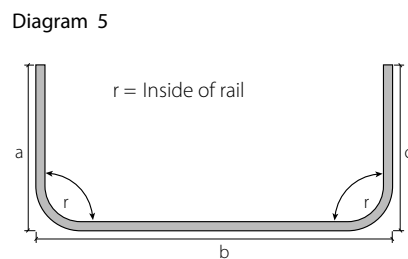
- The profile is always seen from above with the glide channel at the bottom
- With profiles with clamping bolt assembly, please state room side
- Radii are always understood as being from the inside of the profile
- Curved designs cannot be returned in the event of incorrect dimensions
- Special bends only with 1:1 template



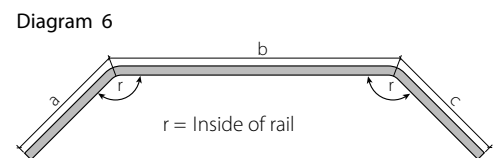
**Dimensions: external and view from above**



**Dimensions: external and view from above**



**Dimensions: external and view from above**



Dimension a: End of profile to centre of radius/bend  
 Dimension b: Centre of radius to centre of radius  
 Dimension c: Centre of radius to end of radius  
**Dimensions: external and view from above**



## Curtain profile with "maxi"/"sixo" channel

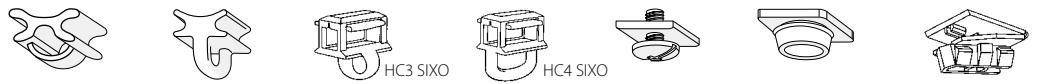


Aluminium, natural anodised

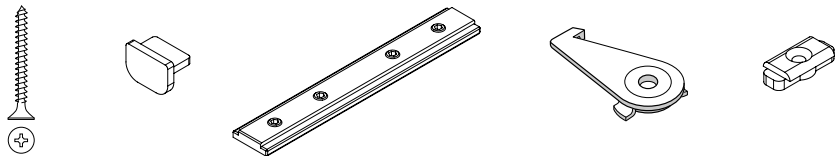
Aluminium, white, RAL 9016

Stock lengths of 6 m

"maxi" accessories



Installation accessories



Services

Curved designs, cut to fixed dimensions including opening

Bending service

Plan view (seen from above). State room side.

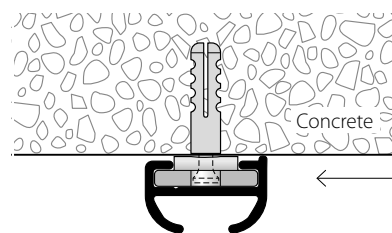


Radii: from 100 mm  
90° angle or angle of your choice




Non-standard radii and angles as per sketch

Installation



Caution: pay attention to profile position

Fixings approx. every 30-40 cm

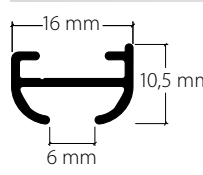

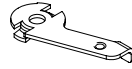
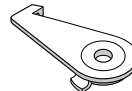

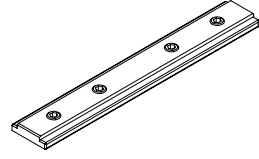







Caution: pay attention to profile position

Fixings approx. every 30-40 cm

Ceiling installation with clamping bolt

Opening for glider entry is only possible with "midi" punch head.

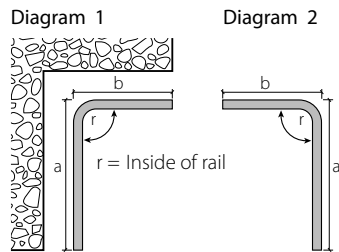
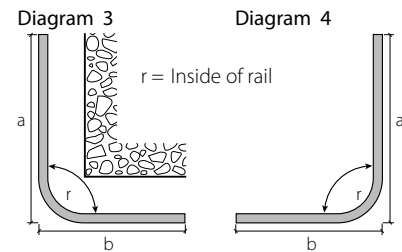
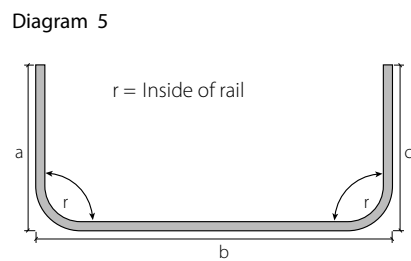
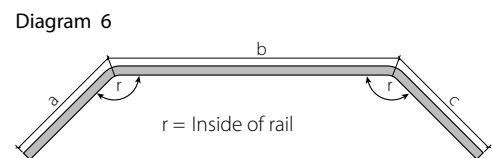
	Article description	Order no.
	<b>Curtain profile with "maxi"/"sixo" channel</b> Aluminium, natural anodised	<b>220.10</b>
	Aluminium, white, RAL 9016	<b>220.20</b>
	Stock lengths of 6 m	Made-to-measure + 20%
	<b>Installation of clamping bolt, metal</b>	<b>11071</b>
	<b>Installation of clamping bolt, white plastic</b> only in conjunction with RAL 9016 profile colour	<b>11073</b>
	<b>Fixing clip</b> plastic, grey	<b>11080</b>
	<b>Profile connector V220/V200 plastic</b>	<b>11079</b>
	<b>Side cap S220</b>  Plastic, grey  Plastic, white	<b>11065.14</b>  <b>11065.20</b>
	<i>Clic</i> «sixo» <b>"sixo" cross-bracket glider HC3</b> for profile channel width 5.8-6.2 mm	<b>25503</b>
	<i>Clic</i> «sixo» <b>"sixo" longitudinal bracket glider HC4</b> for profile channel width 5.8-6.2 mm	<b>25504</b>

	Article description	Order no.	
<b>Bending service</b>	<b>Plan view</b> (seen from above). State room side.		
	 <b>Radii:</b> from 100 to 200 mm	95220.1	
	<b>Radii:</b> up to 500 mm	95220.2	
	<b>Radii:</b> up to 1000 mm	95220.3	
	90° angle or angle of your choice		
	 <b>Non-standard radii and angles as per sketch</b>	95220.4	Price - T&M basis

## Plan view drawing

**Ordering information**

- The profile is always seen from above with the glide channel at the bottom
- With profiles with clamping bolt assembly, please state room side
- Radii are always understood as being from the inside of the profile
- Curved designs cannot be returned in the event of incorrect dimensions
- Special bends only with 1:1 template

**Dimensions: external and view from above****Dimensions: external and view from above****Dimensions: external and view from above**

Dimension a: End of profile to centre of radius / bend  
 Dimension b: Centre of radius to centre of radius  
 Dimension c: Centre of radius to end of radius

**Dimensions: external and view from above**

## Curtain profile with "mini" channel

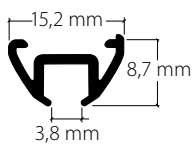

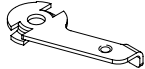
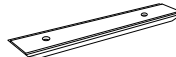



	Aluminium, natural anodised	Aluminium, white, RAL 9016	Stock lengths of 6 m
<b>"mini" accessories</b>			
<b>Installation accessories</b>			
<b>Services</b>	Curved designs, cut to fixed dimensions including opening		
<b>Bending service</b>	Plan view (seen from above). State room side.		
	Radii: from 80 mm 90° angle or angle of your choice	Non-standard radii and angles as per sketch	

**Installation**

Caution: pay attention to profile position

Ceiling installation with clamping bolt    Fixings approx. every 30-40 cm

	Article description	Order no.
	<b>"mini" curtain profile</b> Aluminium, natural anodised	260.10
	Aluminium, white, RAL 9016	260.20
	Stock lengths of 6 m	Made-to-measure + 20%
	Installation of clamping bolt, metal	11071
	Profile connector V60 plastic	11068
	Side cap S260	
	Plastic, grey	11064.14
	Plastic, white	11064.20

**Bending service**

Plan view (seen from above). State room side.



Radii: from 80 to 200 mm

95260.1



Radii: up to 500 mm

95260.2



Radii: up to 1000 mm

95260.3

90° angle or angle of your choice



Non-standard radii and angles as per sketch

95260.4

Price - T&amp;M basis

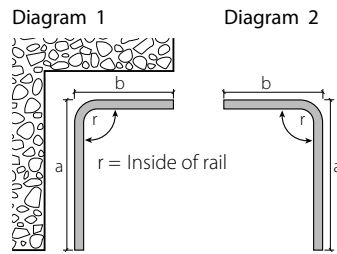


Plan view drawing

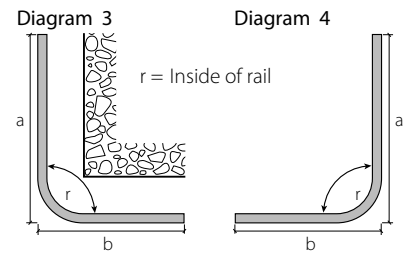


**Ordering information**

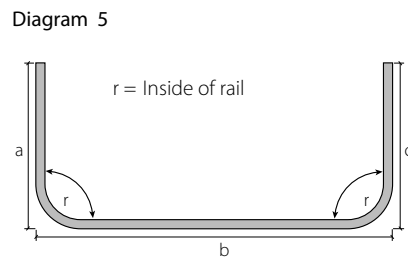
- The profile is always seen from above with the glide channel at the bottom
- With profiles with clamping bolt assembly, please state room side
- Radii are always understood as being from the inside of the profile
- Curved designs cannot be returned in the event of incorrect dimensions
- Special bends only with 1:1 template



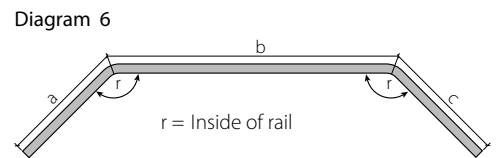
**Dimensions: external and view from above**



**Dimensions: external and view from above**



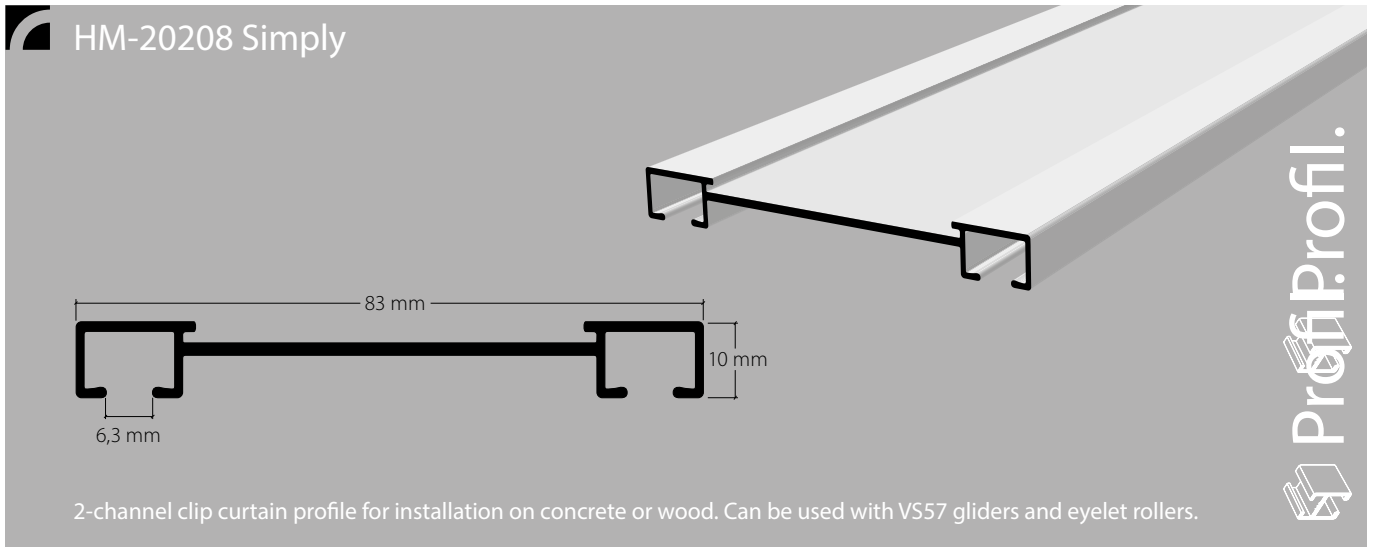
**Dimensions: external and view from above**



Dimension a: End of profile to centre of radius/ bend  
 Dimension b: Centre of radius to centre of radius  
 Dimension c: Centre of radius to end of radius  
**Dimensions: external and view from above**



## 2-channel clip curtain profile with "maxi" channel, VS57 standard

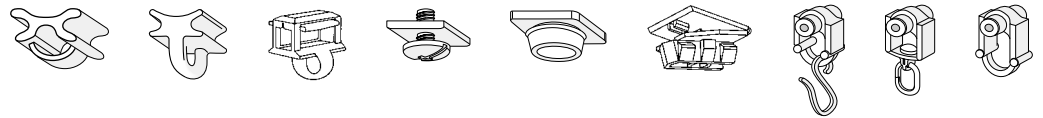


Aluminium, natural anodised

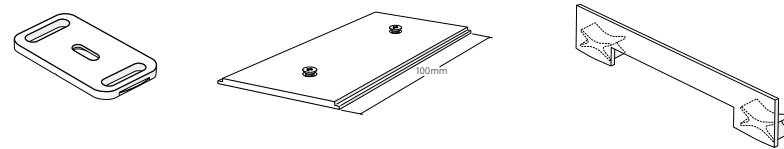
Aluminium, white, RAL 9016

Stock lengths of 4 m and 6 m

"maxi" accessories



Installation accessories



Services

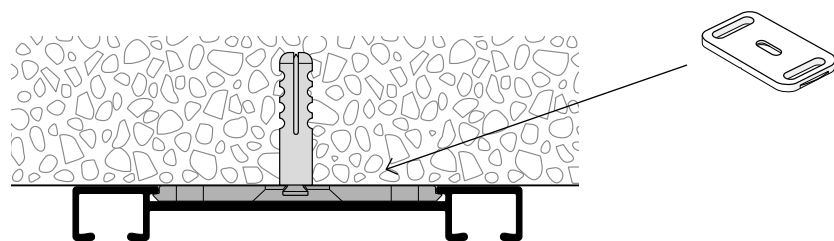
Made-to-measure including opening

Bending service

This profile cannot be bent

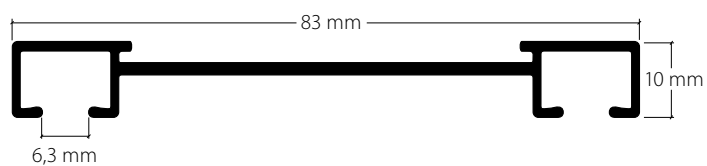
Installation

Ceiling installation



Article description

Order no.



Simply ceiling curtain profile with "maxi" channel, VS57 standard  
can be used with VS57 standard gliders or eyelet rollers

Aluminium, natural anodised

20208.10

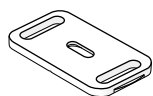
Aluminium RAL 9016 white

20208.20



Stock lengths of 4 m and 6 m

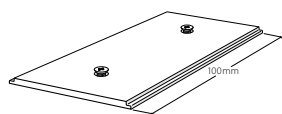
Made-to-measure + 20%

**Installation clip KL58**

for 2-channel curtain profile HM-20105 and HM-20208

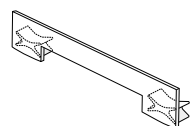
plastic

21057

**Profile connecting plate V58**  
with two threaded screws

Unfinished aluminium

21056

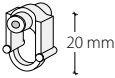


**Side cap S20208**

Plastic, grey

21017.14

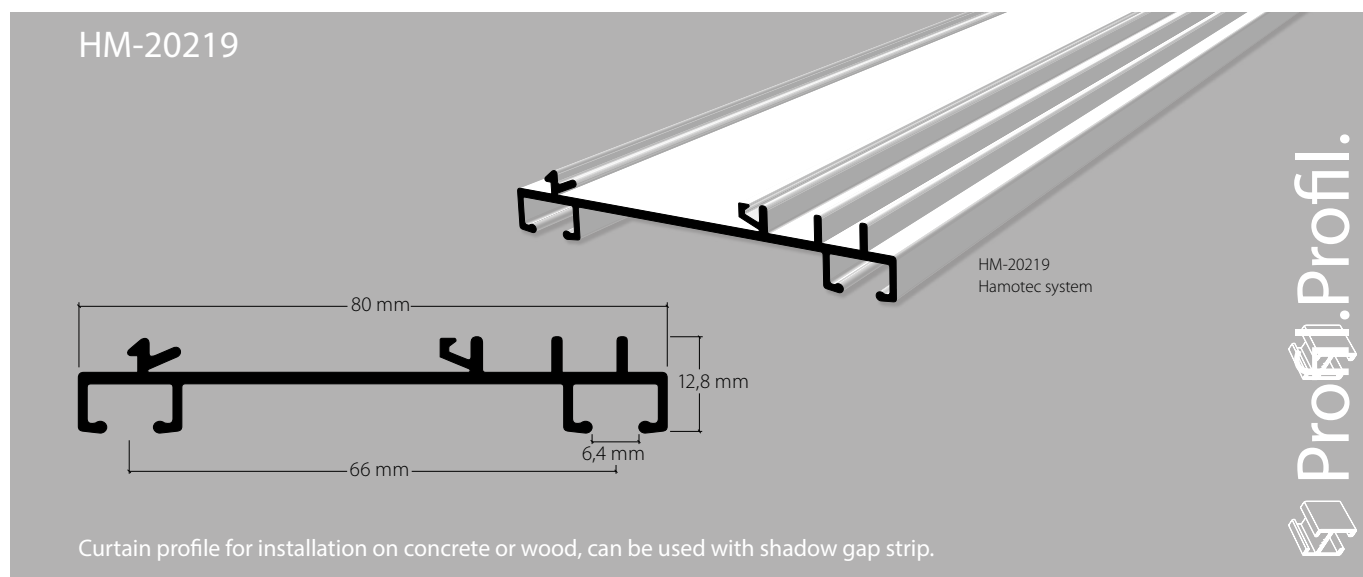
Plastic, white

21017.20

	Article description	Order no.
	<b>Eyelet roller, white plastic</b> with shaft	<b>25287</b>
	<b>Eyelet roller, white plastic</b> with rotatable eyelet	<b>25288</b>
	<b>Eyelet roller, white plastic</b> with metal hook	<b>25289</b>



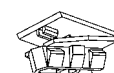
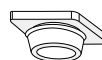
2-channel curtain profile with "maxi" channel, VS57 standard, can be used with shadow gap strip



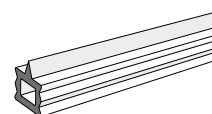
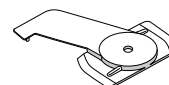
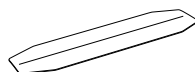
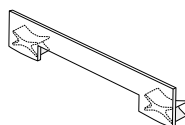
Aluminium, white, RAL 9016

Stock lengths of 4 m and 6 m

"maxi" accessories



Installation accessories



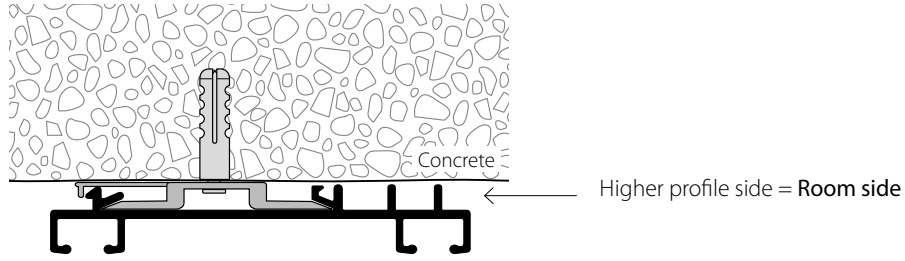
Services

Made-to-measure including opening and mitre

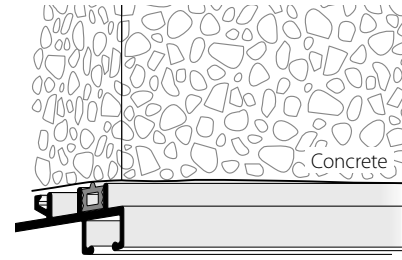
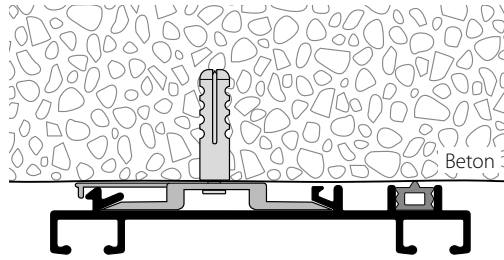


This profile cannot be bent

**Installation**



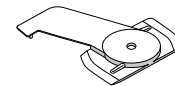
**Caution:** Opening / glider entry is only possible with "maxi" punch head.



**Features:**

- Excellent inherent stability thanks to rigid aluminium
- Installation with clamping bolt
- The shadow gap strip compensates for unevenness in the ceiling

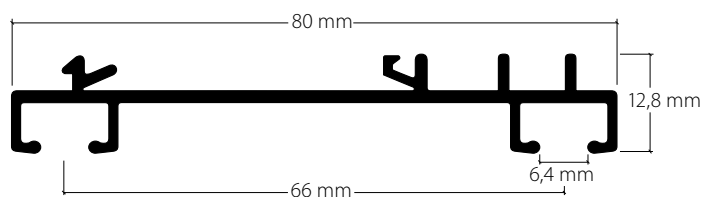
Installation of clamping bolt



Fixings approx. every 40-50 cm



Article description	Order no.
---------------------	-----------



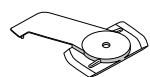
**"maxi" 2-channel curtain profile**  
for installation with clamping bolt  
can be used with shadow joint strip

Aluminium, white, RAL 9016      Other colours on request      **20219.20**



Stock lengths of 4 m and 6 m

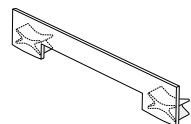
Made-to-measure + 20%



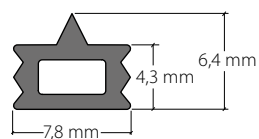
**Installation of clamping bolt SP, white plastic**      **21039.20**  
for profiles 20219, 20228



**Profile connector, spring steel**      **21028**  
for profiles 20219, 20228



**Side cap S20219**  
Plastic, white      **21026.20**



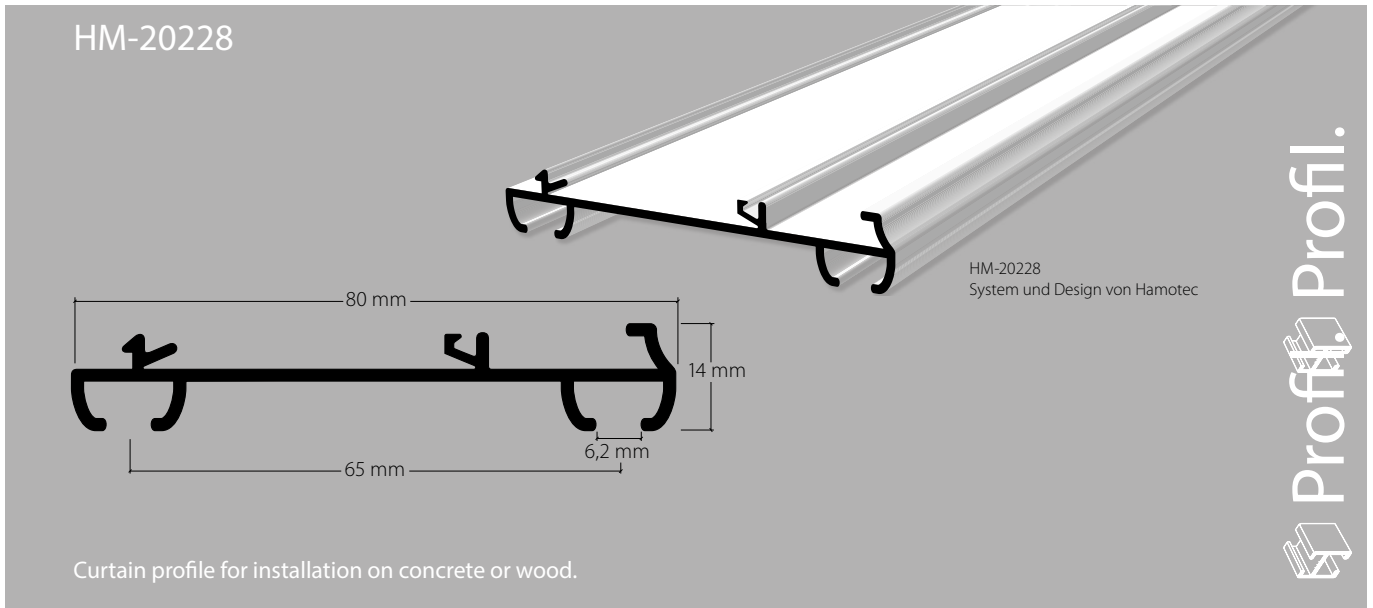
**Shadow gap strip SF 219, PVC white**      **21060.20**  
50 m rolls



Clamping bolt, plastic, prevents injuries / stripes on the ceiling when screwing in the clamp. (Hamotec development)



2-channel curtain profile with "maxi" channel, VS57 standard



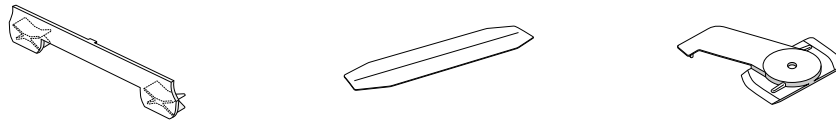
Aluminium, white, RAL 9016

Stock lengths of 4 m and 6 m

"maxi" accessories



Installation accessories



Services

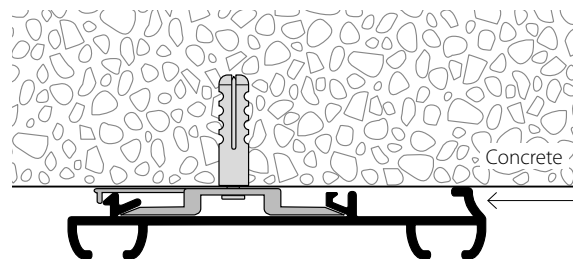
Made-to-measure including opening and mitre



This profile cannot be bent

Opening / glider entry is only possible with "midi" punch head.

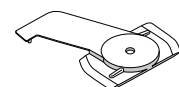
Installation



Caution: pay attention to profile position

Higher profile side = Room side

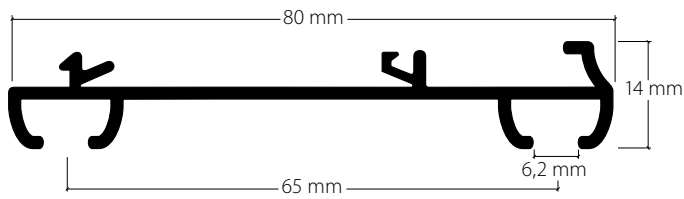
Installation of clamping bolt



Fixings approx. every 40-50 cm

Article description

Order no.



**"maxi" 2-channel curtain profile**  
for installation with clamping bolt

Aluminium, white, RAL 9016

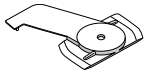
Other colours on  
request

20228.20



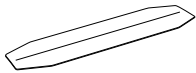
Stock lengths of 4 m and 6 m

Made-to-measure + 20%



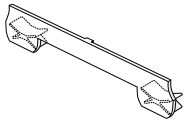
**Installation of clamping bolt, white plastic**  
for profiles 20219, 20228

21039.20



**Profile connector V20, spring steel**  
for profiles 20219, 20228

21028

**Side cap S20228**

Plastic, white

21024.20



Fixings approx. every 40-50 cm.

Caution: Opening / glider entry is only possible with "midi" punch head.