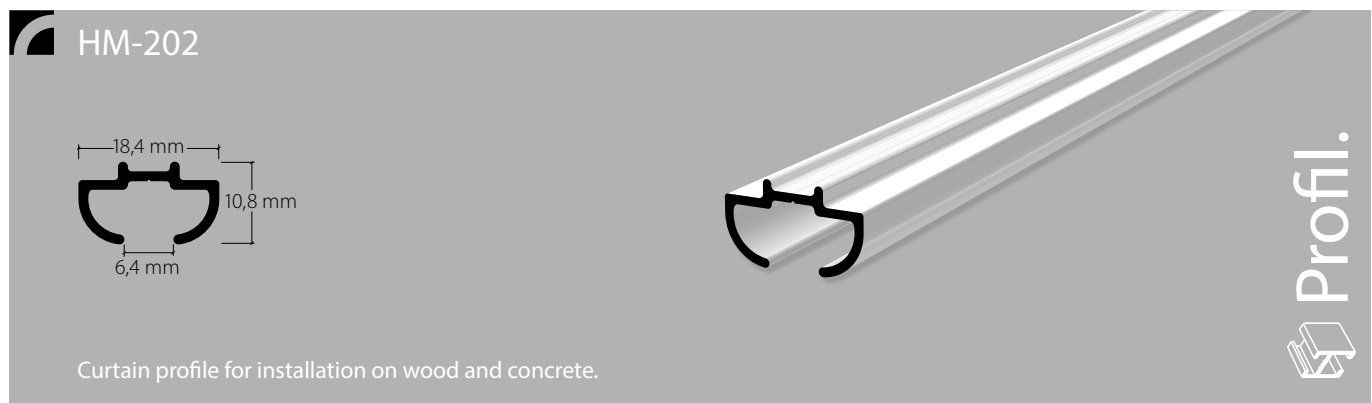


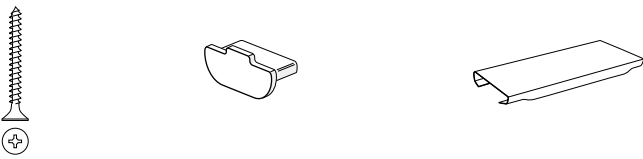

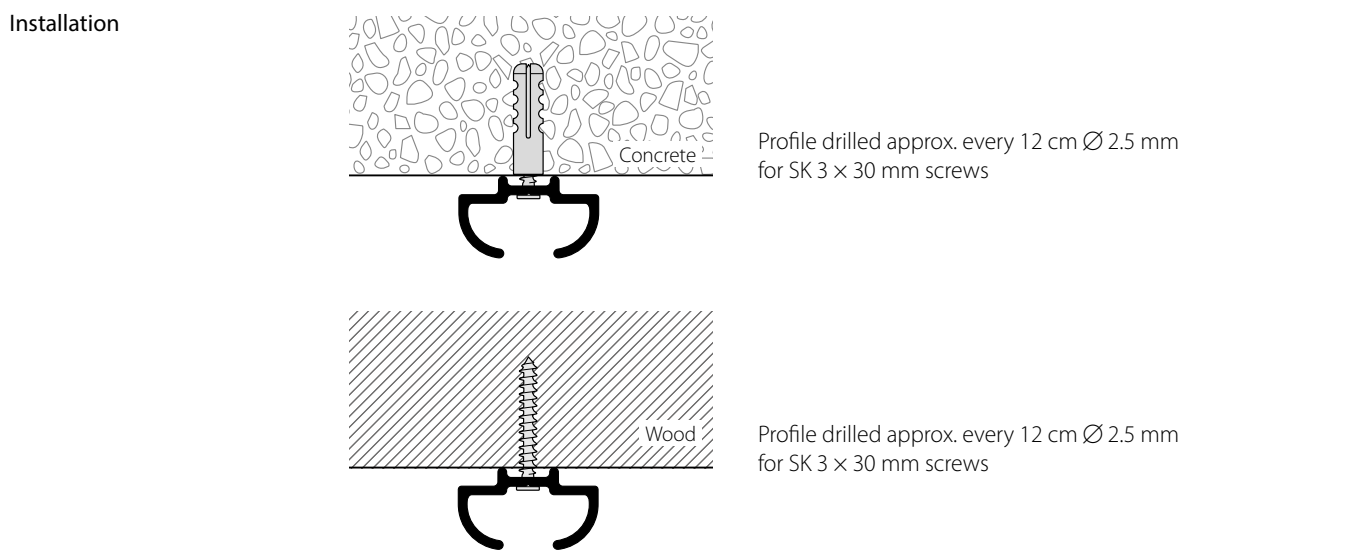
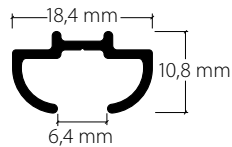






Decorative rod curtain profile with "maxi" channel, VS57 standard



| | | |
|---|---|----------------------|
|  | Aluminium, white, RAL 9016 | Stock lengths of 6 m |
| "maxi" accessories |  | |
| Installation accessories |  | |
| Services | Curved designs, cut to fixed dimensions including opening | |
| Bending service | Plan view (seen from above). State room side.  Radius: 100 mm 90° angle or angle of your choice | |



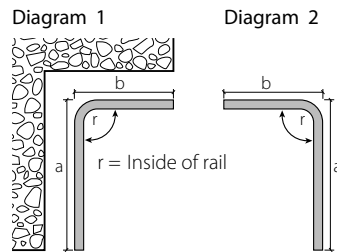
| | Article description | Order no. |
|--|---|------------------------------|
|  | <p>"maxi" decorative rod curtain profile</p> <p>Aluminium, white, RAL 9016, drilled for SK 3 x 30 mm screws</p> | <p>202.20</p> |
|  | <p>Stock lengths of 6 m</p> | <p>Made-to-measure + 20%</p> |
|  | <p>Profile connector V202, spring steel</p> | <p>11004</p> |
|  | <p>Side cap S202, white plastic</p> | <p>11070.20</p> |
| <p>Bending service</p> | <p>Plan view (seen from above). State room side.</p>  <p>Radius: 100 mm 90° angle or angle of your choice</p> | <p>95202.1</p> |

Plan view drawing

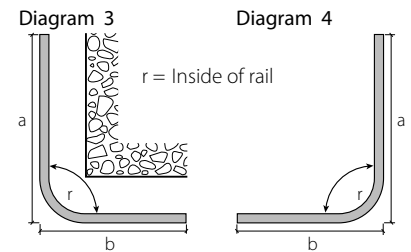


Ordering information

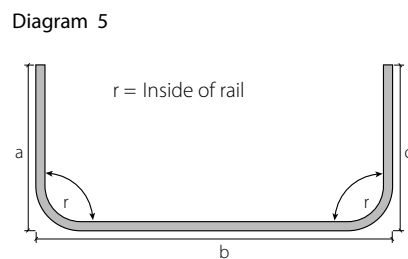
- The profile is always seen from above with the glide channel at the bottom
- With profiles with clamping bolt assembly, please state room side
- Radii are always understood as being from the inside of the profile
- Curved designs cannot be returned in the event of incorrect dimensions
- Special bends only with 1:1 template



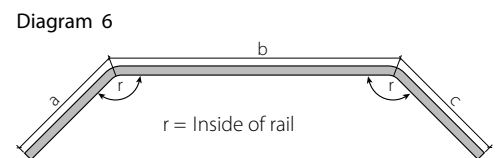
Dimensions: external and view from above



Dimensions: external and view from above



Dimensions: external and view from above



Dimension a: End of profile to centre of radius/bend
 Dimension b: Centre of radius to centre of radius
 Dimension c: Centre of radius to end of radius
Dimensions: external and view from above